

VIET NAM TEST COMPANY LIMITED

ACTIVE **BUSINESS**

Native Legal Name: CÔNG TY TNHH KIỂM ĐỊNH VIỆT NAM
Address: 428 Dien Bien Phu, Ward 11, District 10, Ho Chi Minh, Ho Chi Minh, Vietnam
D-U-N-S Number: 55-591-3509

IDENTIFICATION & SUMMARY

IDENTIFICATION

Registration No.:

0311834181

Tax Identification Number(TIN):

0311834181

SUMMARY

Type of Business:	Authorized Capital:
Limited Liability Company	VND 1,000,000,000.00
History:	Paid-up Capital:
Incomplete	VND 1,000,000,000.00
Start:	Line of Business:
Jun 13, 2012	Operates testing laboratories
Registration Date:	SIC:
Jun 13, 2012	8734-0000 7389-0207
Control Date:	
Jun 13, 2012	

CURRENCY

All monetary amounts quoted in this report are shown in Vietnamese Dong (VND), unless otherwise stated.



RISK EVALUATION

Risk Indicator	-
D&B Rating	C-

FINANCIAL SUMMARY

Unit of Size	Millions
FYE	Dec 31, 2021
Revenue	0
Net Worth	625
Total Asset	625
Total Liabilities	0
Net Profit after Tax	-8
Current Ratio	0.00
Quick Ratio	0.00
Profit Margin / Return on Sales	0.00%
Return on Assets	-1.28%
Total Debt to Net Worth	0.00%

RISK ASSESSMENT

D&B Rating

Financial Strength	Risk Indicator
C	-
Based on net worth	Undetermined

Former Rating

Financial Strength	Risk Indicator
N/A	N/A

The Dun & Bradstreet Rating of C- indicates:

A Financial Strength of VND 411,000,000 - 821,999,999 (Based on net worth) and a Risk Indicator which is Undetermined.

CURRENT INVESTIGATION

INVESTIGATION INFORMATION

Repeated attempts to contact the subject from Dec 27, 2022 to Dec 29, 2022 were made in vain.

Subject is uncontactable.

Repeated attempts to contact Subject from 27/12/2022 to 29/12/2022 at the given number (84)(28)(36028553) were made in vain as the number were not in service.

We are unable to obtain any other alternative contact number of Subject.

HISTORY

VIET NAM TEST COMPANY LIMITED started its operations in Jun 13, 2012 and was incorporated on Jun 13, 2012. It was registered with the Ministry of Planning and Investment in Ho Chi Minh, Vietnam under the latest registration number of 0311834181 and the latest legal structure of Limited Liability Company. Meanwhile, it's legally registered native name is CÔNG TY TNHH KIỂM ĐỊNH VIỆT NAM.

Tax Number of the subject is 0311834181 registered on Jun 13, 2012.

CAPITAL

Authorized Capital:	VND 1,000,000,000.00
Paid-up Capital:	VND 1,000,000,000.00 as of Dec 31, 2021

SHAREHOLDERS AND SHAREHOLDINGS

The following details represent the Full Shareholders List.

Name	Country	% of Shareholders
Nguyen Tan Hiep	Vietnam	40.00
Dinh Van Bao	Vietnam	30.00
Pham Thanh Tuan	Vietnam	30.00
Total of Shareholders:	3	
Shareholder as at:	Jan 16, 2016	
This information provided by:	search at local registry office	

PRINCIPALS

CORPORATE DIRECTORS

Name:	Mr Nguyen Tan Hiep
Nationality:	Vietnam
Address:	Ho Chi Minh, Vietnam

EXECUTIVES

Name:	Mr Nguyen Tan Hiep
Year of Birth:	1971
Current Title:	Director
Other Position Held:	Legal Representative

OPERATIONS

LINE OF BUSINESS

- Operates testing laboratories (8734-0000)
- Operates industrial and commercial equipment inspection service (7389-0207)

EMPLOYEES

Employee(s) - Previous

Year:	2016
Total Employees:	3

Total includes managers and active directors

Previous year's employees including:

- Full-Time Employees

LOCATION ▼

CURRENT LOCATION

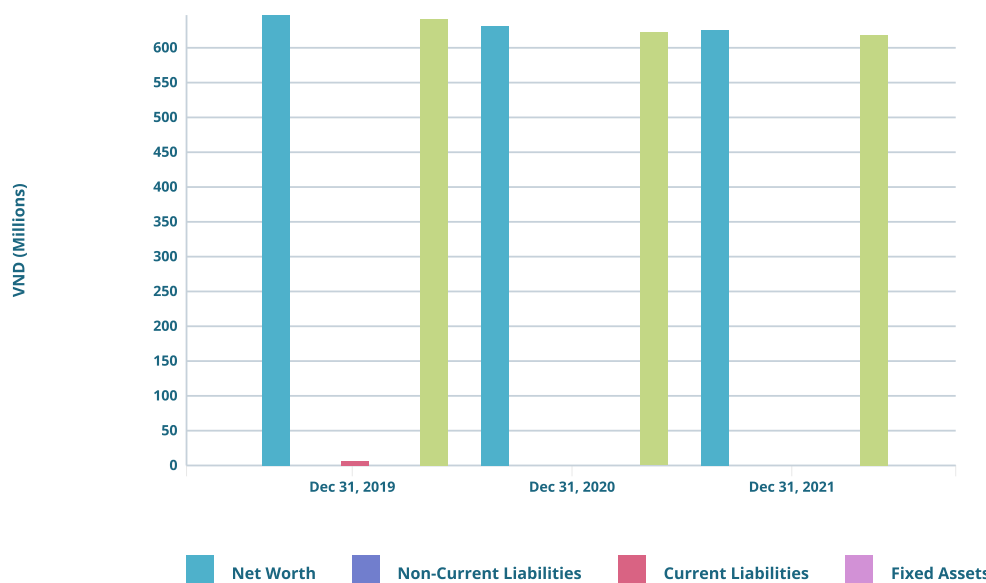
Type of Occupation:	Occupied
Location:	Residential/commercial area
Premises used as:	Administrative office Sales office Operations office

FINANCIAL INFORMATION ▼

COMPARATIVES

Particulars	Fiscal Dec 31, 2017 Millions VND	Fiscal Dec 31, 2018 Millions VND	Fiscal Dec 31, 2019 Millions VND	Fiscal Dec 31, 2020 Millions VND	Fiscal Dec 31, 2021 Millions VND
Current Assets	688	671	642	622	619
Current Liabilities	6	6	6	0	0
Working Capital	683	665	636	622	619
Other Tangible Assets	12	10	11	10	6
Non-Current Liabilities	0	0	0	0	0
Tangible Net- Worth	694	675	647	632	625
Revenue		0	0	0	0
Profit (Loss) After Tax	-22	-19	-27	-15	-8
Inventory		0	0	0	0
Cash & Bank	684	667	638	618	615
Accounts Receivable	4	4	4	4	4
Fixed Assets	0	0	0	0	0
Accounts Payable		0	0	0	0
Intangibles	0	0	0	0	0

HISTORICAL PERFORMANCE: BALANCE SHEET

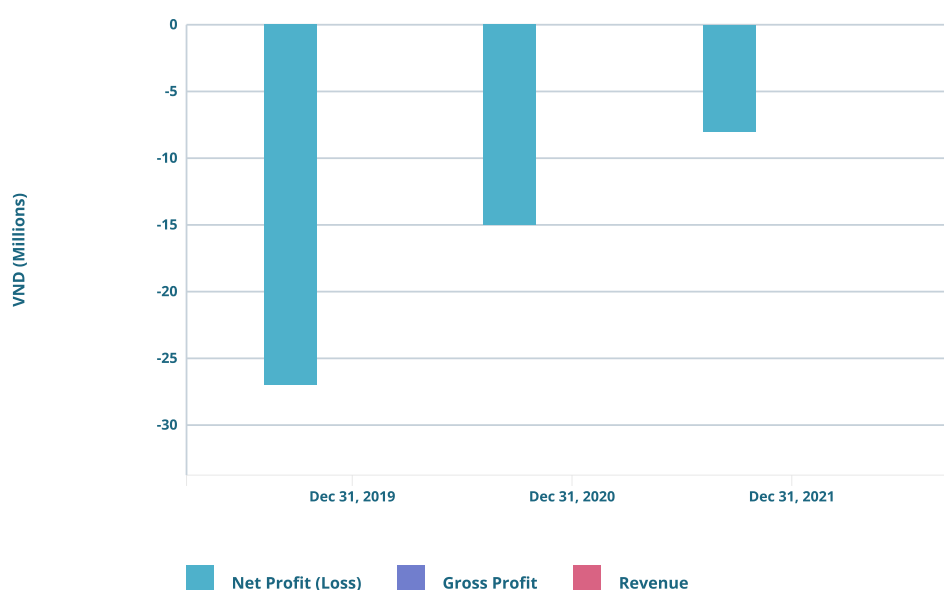


BALANCE SHEET

Assets	Fiscal Dec 31, 2017 Millions VND	Fiscal Dec 31, 2018 Millions VND	Fiscal Dec 31, 2019 Millions VND	Fiscal Dec 31, 2020 Millions VND	Fiscal Dec 31, 2021 Millions VND
Cash & Bank	684	667	638	618	615
Inventory		0	0	0	0
Accounts Receivable	4	4	4	4	4
Investments		0	0	0	0
Other Current Assets		0	0	0	0
Total Current Assets	688	671	642	622	619
Property, Plant & Equipment		0	0	0	0
Assets in Construction		0	0	0	0
Total Fixed Assets	0	0	0	0	0
Investments		0	0	0	0
Investment Properties		0	0	0	0
Total Investments	0	0	0	0	0
Other Assets	12	10	11	10	6
NonCurrent Accounts Receivable		0	0	0	0
Total Other Assets	12	10	11	10	6
Intangibles		0	0	0	0
Goodwill		0	0	0	0
Total Intangibles	0	0	0	0	0
TOTAL ASSETS	700	681	653	632	625

HISTORICAL PERFORMANCE: PROFIT & LOSS

Liabilities	Fiscal Dec 31, 2017 Millions VND	Fiscal Dec 31, 2018 Millions VND	Fiscal Dec 31, 2019 Millions VND	Fiscal Dec 31, 2020 Millions VND	Fiscal Dec 31, 2021 Millions VND
Accounts Payable		0	0	0	0
Loans Secured		0	0	0	0
Other Current Liabilities	6	6	6	0	0
Taxes Payables		0	0	0	0
Wages Payables		0	0	0	0
Total Current Liabilities	6	6	6	0	0
Creditors & Borrowings		0	0	0	0
Other Non- Current Liabilities		0	0	0	0
Total Non- Current Liabilities	0	0	0	0	0
TOTAL LIABILITIES	6	6	6	0	0
Capital	1,000	1,000	1,000	1,000	1,000
Reserves		0	0	0	0
Retained Earnings (Loss)	-306	-325	-352	-368	-375
Minority Interests		0	0	0	0
Other Equity		0	0	0	0
Other Sources and Funds		0	0	0	0
TOTAL EQUITY	694	675	648	632	625
TOTAL LIABILITIES & EQUITY	700	681	654	632	625

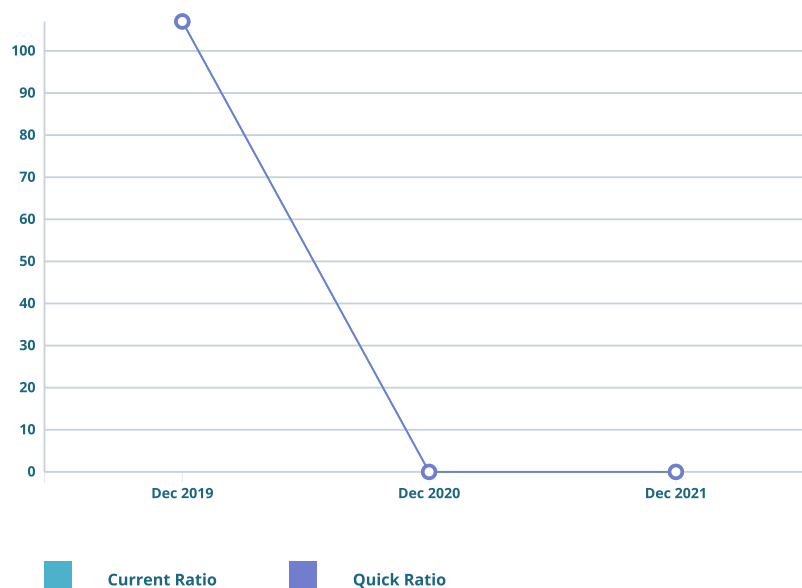


PROFIT & LOSS

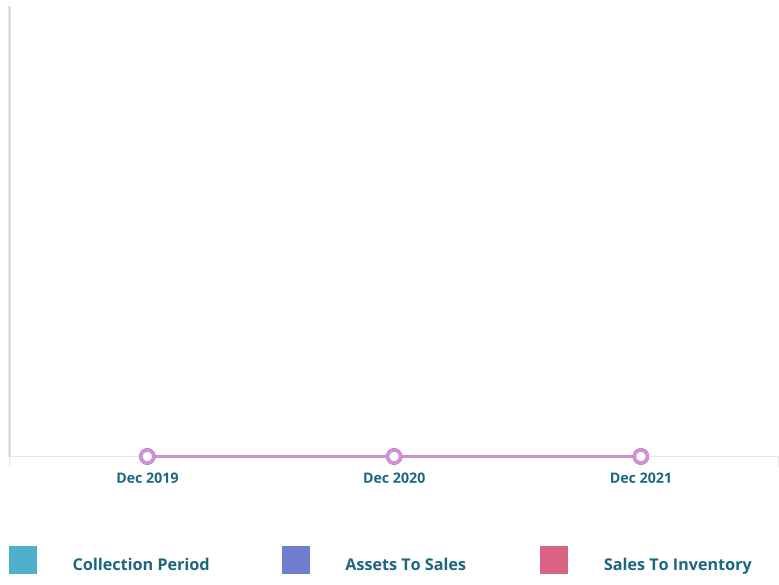
The financial statements were obtained from Companies Registry.

Particulars	Fiscal Dec 31, 2017 12 Month(s) Millions VND	Fiscal Dec 31, 2018 12 Month(s) Millions VND	Fiscal Dec 31, 2019 12 Month(s) Millions VND	Fiscal Dec 31, 2020 12 Month(s) Millions VND	Fiscal Dec 31, 2021 12 Month(s) Millions VND
Revenue		0	0	0	0
Less: Cost of Sales	0	0	0	0	0
Gross Profit (Loss)	0	0	0	0	0
General Operating Expenses	-22	-19	-27	-21	-8
Net Operating Profit (Loss) Before Taxation	-22	-19	-27	-21	-8
Other Non-Operating Income		0	0	6	0
Total Financial Expenses		0	0	0	0
Plus (Minus) Extraordinary Items		0	0	0	0
Net Profit (Loss) Before Taxation	-22	-19	-27	-15	-8
Income Tax		0	0	0	0
Net Profit(Loss) after Tax	-22	-19	-27	-15	-8
Net Profit (Loss) After Taxation & Extraordinary Items	-22	-19	-27	-15	-8

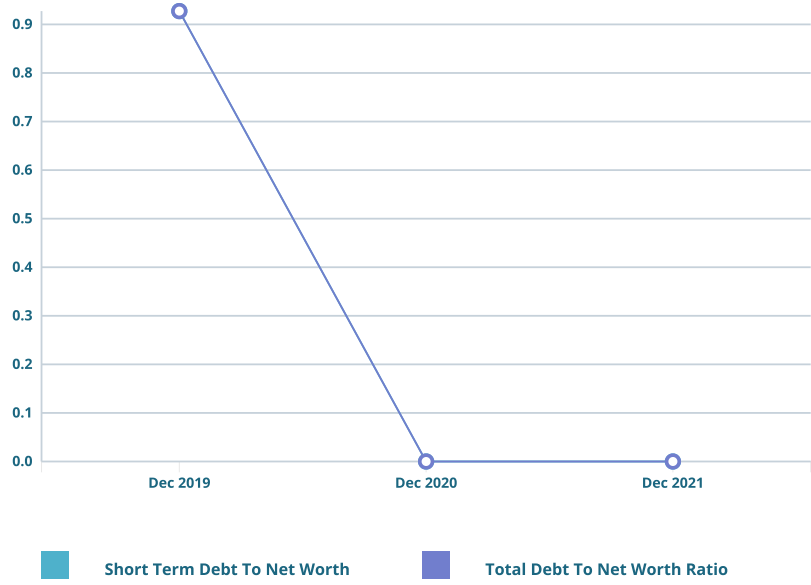
LIQUIDITY RATIOS



PROFITABILITY RATIOS



DEBT RATIOS



EFFICIENCY RATIOS

RATIOS

Particulars	Dec 31, 2017	Dec 31, 2018	Dec 31, 2019	Dec 31, 2020	Dec 31, 2021
GROWTH TREND					
Sales Growth (%)			NaN	NaN	NaN
Net Profit Growth (%)	-	-	42.10	-	-
PROFITABILITY RATIOS					
Profit Margin (%)	0.00	0.00	0.00	0.00	0.00
Return on Assets (%)	-3.13	-2.79	-4.13	-2.37	-1.28
Return on Net Worth (%)	-3.16	-2.81	-4.17	-2.37	-1.28
LIQUIDITY RATIOS					
Current Ratio	125.09	111.83	107.00	0.00	0.00
Quick Ratio	125.09	111.83	107.00	0.00	0.00
EFFICIENCY RATIOS					
Collection Period (days)	0	0	0	0	0
Asset to Sales (%)	0.00	0.00	0.00	0.00	0.00
Sales to Inventory (times)	0	0	0	0	0
Fixed Assets to Net Worth (%)	0.00	0.00	0.00	0.00	0.00
INDEBTEDNESS RATIOS					
Short Term Debt to Net Worth (%)	0.79	0.89	0.93	0.00	0.00
Short Term Debt to Inventory (%)	0.00	0.00	0.00	0.00	0.00
Total Debt to Net Worth (%)	0.79	0.89	0.93	0.00	0.00



CUSTOMER SERVICE

Should you require any further information or have any questions, please contact your local Customer Service Center.

Vietnamese subscribers please contact:

CRIF Dun and Bradstreet (Vietnam) LLC

Floor 15, Minh Long Tower, 17 Ba Huyen Thanh Quan,

Ward 6, District 3, Ho Chi Minh City, Vietnam

Tel: (+84-28) 3911 7288

Fax: (+84-28) 3911 7289

Email: csvietnam@crif.com

Website: www.dnbvietnam.com

Inquiries should **always** contain the below minimum details:

- Full Company Name
- Full Headquarters Address
- Telephone Number
- Business Identification Number
- Contact Name
- Reference
- Order Date

The information in this report was last updated on **Dec 29, 2022**.

D&B RATING GLOSSARY

The following ratings are available for businesses in Vietnam:

D&B Rating - The D&B® Rating in Vietnam consists of 2 parts, the Financial Strength Indicator and the Risk Indicator. The Financial Strength Indicator is based on either Net Worth of a current balance sheet or Paid-Up Capital. **Risk Indicator** is used in conjunction with the Financial Strength Indicator. The Risk Indicator reflects D&B's opinion of the risk associated with trading with a specific business. The table below contains the values for the D&B Rating in Vietnam.

Financial Strength Indicator

Financial Strength Indicator		Range Figures in Vietnamese Dong	
Net Worth	Capital	From	To
5A	5AA	437,432,000,000	and greater
4A	4AA	87,486,000,000	437,431,999,999
3A	3AA	13,123,000,000	87,485,999,999
2A	2AA	6,561,000,000	13,122,999,999
1A	1AA	3,281,000,000	6,560,999,999
A	AA	1,645,000,000	3,280,999,999
B	BB	822,000,000	1,644,999,999
C	CC	411,000,000	821,999,999
D	DD	210,000,000	410,999,999
E	EE	105,000,000	209,999,999
F	FF	53,000,000	104,999,999
G	GG	26,000,000	52,999,999

H HH 0 25,999,999

Alternate Ratings Used

NQ	Out of Business: Business has ceased to trade
NB	New Business: Less than 24 months
O	Financial Strength is undisclosed; or Assigned to companies that do not request credit in their normal activities (Bank, Brokerages, Insurance Co., Associations, Government, etc..)
N	Negative Net Worth
FB	Foreign Branch
BR	Domestic Branch
DS	Assigned to records that require investigation before a rating can be assigned.

Risk Indicator

Risk Indicator	Condition	Credit Risk	Interpretation
1	Strong	Minimal risk	Proceed with transaction - offer extended terms if required
2	Good	Low Risk	Proceed with transaction
3	Fair	Slightly greater than average risk	Proceed with transaction but monitor closely
4	Limited	Significant level of risk	Review each case before extending credit and obtain more information. Take suitable assurances before extending credit, guarantees may be needed
-	Undetermined	Undetermined Risk	Insufficient information to assign a Rating

CONFIDENTIALITY

CONFIDENTIAL... THIS INFORMATION IS PROVIDED BY DUN & BRADSTREET SUBJECT TO THE TERMS AND CONDITIONS OF YOUR SUBSCRIPTION CONTRACT AND IS NOT TO BE DISCLOSED. THIS INFORMATION IS PROVIDED BY DUN & BRADSTREET SUBJECT TO THE TERMS AND CONDITIONS OF YOUR SUBSCRIPTION CONTRACT AND IS NOT TO BE DISCLOSED.



This report is forwarded to the Subscriber in strict confidence for the use by the Subscriber as one factor to consider in connection with credit and other business decisions. This report contains information compiled from information which Dun & Bradstreet does not control and which has not been verified unless otherwise indicated in this report. Dun & Bradstreet therefore cannot accept responsibility for the accuracy, completeness or timeliness of the report. Dun & Bradstreet disclaims all liability for any loss or damage arising out of or in anyway related to the contents of this report. This material is confidential and proprietary to Dun & Bradstreet and/or third parties and may not be reproduced, published or disclosed to others without the express authorization of Dun & Bradstreet or the General Counsel of Dun & Bradstreet.

COPYRIGHT 2023 DUN & BRADSTREET. THIS REPORT MAY NOT BE REPRODUCED IN WHOLE OR IN PART IN ANY FORM OR MANNER WHATSOEVER. THIS REPORT MAY NOT BE REPRODUCED IN WHOLE OR IN PART IN ANY FORM OR MANNER WHATSOEVER.

END OF REPORT